


P



PF-I/S

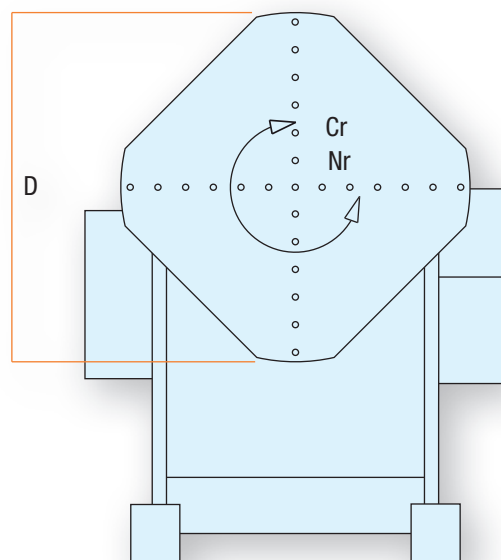
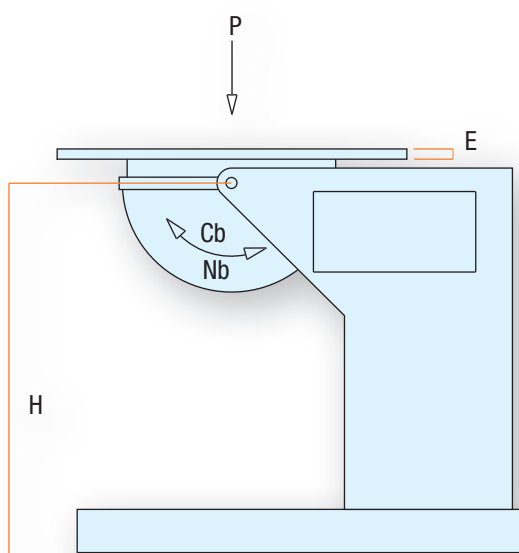


PF-B



PF-E H

WWW.LAMBERT-JOUBY.COM



P	P t	Cb daN*m	Nb min ⁻¹	Cr daN*m	Nr min ⁻¹	D mm	E mm	H mm
PF-B	0,65	100	2,00	50	3,00	750	25	800
PF-C	1,25	200	1,50	140	1,80	800	25	900
PF-D	2,50	450	1,00	250	1,40	900	25	1 000
PF-E	4	800	0,80	400	1,20	980	30	1 100
PF-F	6,3	1 400	0,65	600	0,90	1 150	30	1 250
PF-G	10	2 600	0,50	900	0,80	1 300	40	1 400
PF-H	16	4 800	0,45	1 500	0,70	1 450	40	1 600
PF-I	25	8 500	0,40	2 500	0,50	1 600	50	1 800
PF-J	40	16 000	0,30	4 000	0,40	1 800	50	2 000
PF-K	63	29 000	0,25	6 500	0,30	1 980	60	2 250
PF-L	100	54 000	0,20	10 000	0,25	2 250	60	2 500
PF-M	160	100 000	0,15	16 000	0,20	2 480	80	2 800

LAMBERT-JOUTY

Z.I. des Îles - 1, rue Aristide Bergès - 38800 Pont-de-Claix - FRANCE

Tel : +33 4 76 98 36 09 - Fax : +33 4 76 98 41 57